

Pavement Condition Index (PCI)

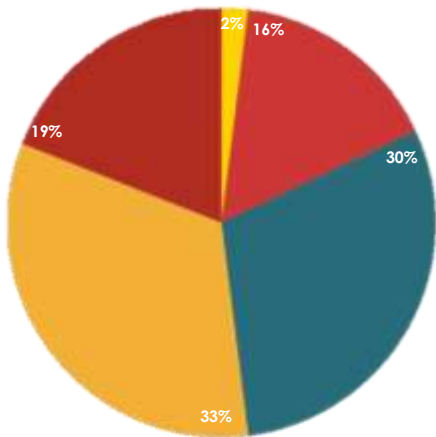
November 2013

Pavement Condition Index

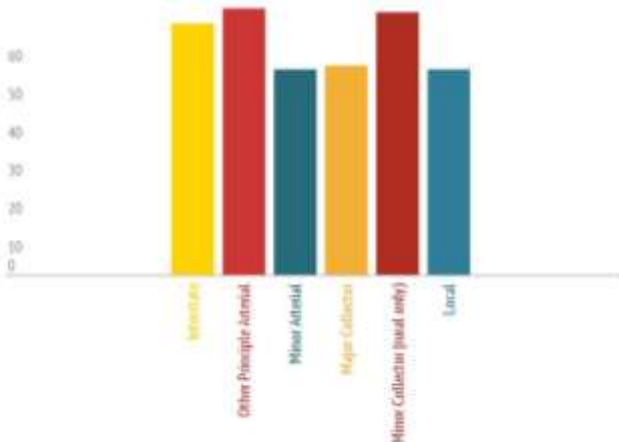
Each year, the Iowa Department of Transportation (IDOT) and the Institute for Transportation at Iowa State University (InTrans), collect pavement condition data for roads in Iowa. As part of this data collection, the IDOT and InTrans record the Pavement Condition Index (PCI), which gives users the level of quality they should expect when driving on the roadways. The PCI ranges from zero to one hundred, with one hundred being the best possible score a roadway can receive.

MPO Planning Area

PCI Rating: % of Total Length

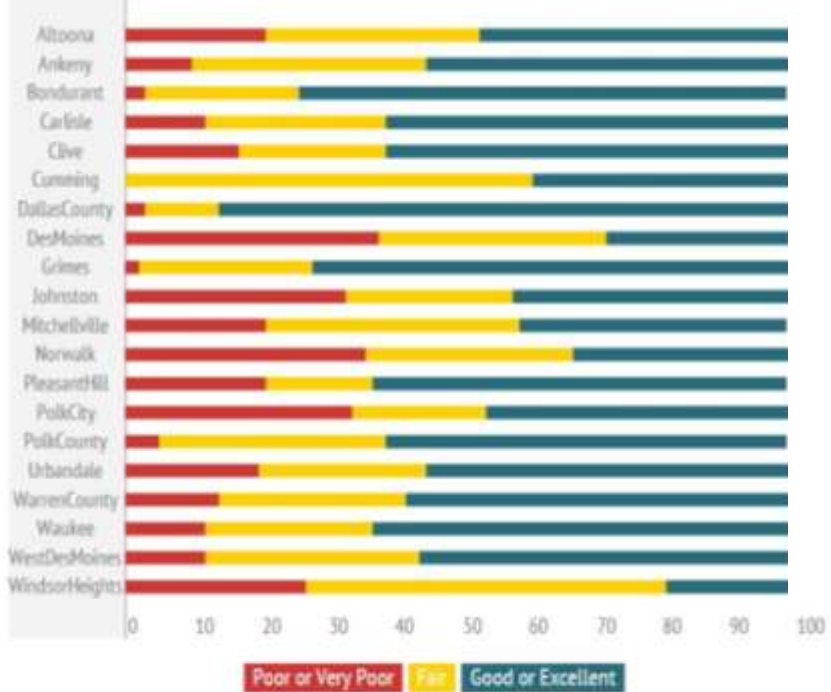


Mean PCI by Road Type



Individual Jurisdictions

PCI Rating: % of Total Miles



Mean PCI

